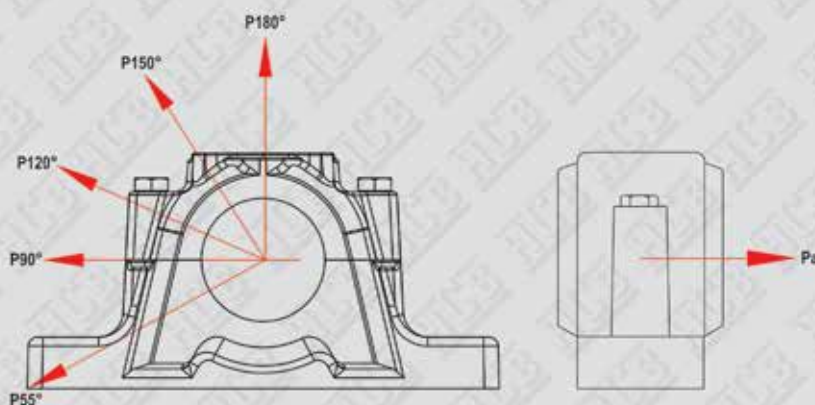




SNH 500-600

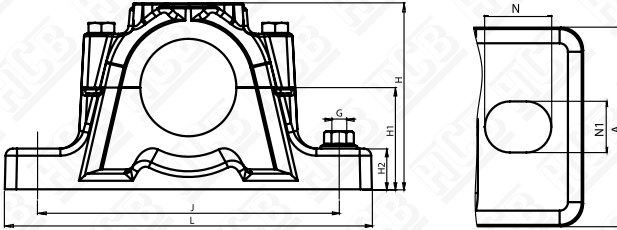




Housing		Breaking loads					
Size	P _{0°}	P _{55°}	P _{90°}	P _{120°}	P _{150°}	P _{180°}	P _a
-	kN	kN	kN	kN	kN	kN	kN
SNH 505	100	155	95	70	60	80	52
SNH 506-605	130	170	100	80	65	85	55
SNH 507-606	140	190	115	85	80	95	60
SNH 508-607	150	215	130	95	85	110	70
SNH 509	160	230	140	100	90	115	75
SNH 510-608	170	265	155	120	110	130	85
SNH 511-609	190	275	170	125	115	140	90
SNH 512-610	210	300	180	130	120	150	100
SNH 513-611	270	340	205	150	130	170	110
SNH 515-612	290	410	250	185	160	205	135
SNH 516-613	350	430	260	190	175	215	140
SNH 517	370	480	290	205	190	240	155
SNH 518-615	430	550	340	250	215	275	180
SNH 519-616	450	580	350	260	230	290	190
SNH 520-617	470	620	370	280	250	310	200
SNH 522-619	600	680	410	310	275	340	220
SNH 524-620	800	790	470	350	320	400	260
SNH 526	900	900	540	410	360	450	295
SNH 528	1000	1 050	630	470	430	530	345
SNH 530	1100	1 200	730	540	480	600	390
SNH 532	1300	1 450	860	640	570	720	470

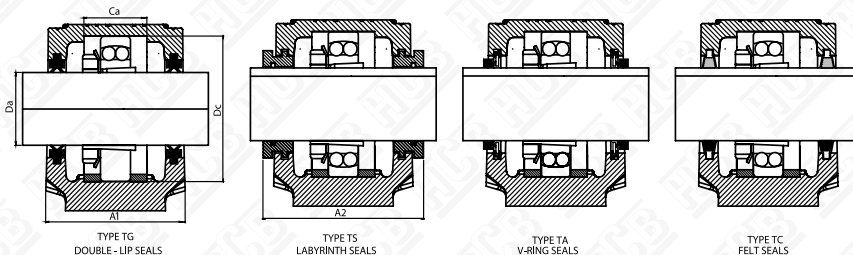


SNH 500-600



SHAFT Da	HOUSING	HOUSING WITHOUT SEALS	BEARING	LOCATING RING	END COVER	SEALS
20	SNH 505	SNH 505	1205 K	2 frb 5/52	ASNH 505	TSN 505 G
			2205 K	2 frb 3.5/52		-
			22205 K	2 frb 3.5/52		-
			-	-		-
	SNH 605	SNH 506-605	1305 K	2 frb 7.5/62	ASNH 605	TSN 605 G
			2305 K	2 frb 4/62		TSN 605 A
			21305 K	2 frb 7.5/62		TSN 605 C
			-	-		-
25	SNH 506	SNH 506-605	1206 K	2 frb 8/62	ASNH 506	TSN 506 G
			2206 K	2 frb 6/62		-
			22206 K	2 frb 6/62		-
			-	-		-
	SNH 606	SNH 507-606	1306 K	2 frb 7.5/72	ASNH 606	TSN 606 G
			2306 K	2 frb 3.5/62		TSN 606 A
			21306 K	2 frb 7.5/62		TSN 606 C
			-	-		-
30	SNH 507	SNH 507-606	1207 K	2 frb 8.5/72	ASNH 507	TSN 507 G
			2207 K	2 frb 5.5/72		-
			22207 K	2 frb 5.5/72		TSN 507 C
			-	-		-
	SNH 607	SNH 508-607	1307 K	2 frb 9/80	ASNH 607	TSN 607 G
			2307 K	2 frb 4/80		TSN 607 A
			21307 K	2 frb 9/80		TSN 607 C
			-	-		-
35	SNH 508	SNH 508-607	1208 K	2 frb 10.5/80	ASNH 508	TSN 508 G
			2208 K	2 frb 8/80		-
			22208 K	2 frb 8/80		TSN 508 C
			-	-		-
	SNH 608	SNH 510-608	1308 K	2 frb 9/90	ASNH 608	TSN 608 G
			2308 K	2 frb 4/90		TSN 608 A
			21308 K	2 frb 9/90		TSN 608 C
			22308 K	2 frb 4/90		-

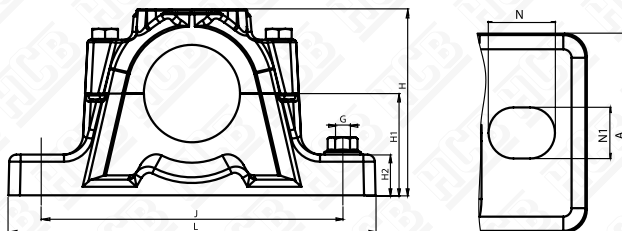
SNH 500-600



HOUSING	DIMENSIONS													
	Dc	C _a	L	J	H	H ₁	H ₂	A	A ₁	A ₂	N	N ₁	G	Kg
SNH 505	52	25	165	130	74	40	19	46	67	90	20	15	12	1,5
SNH 605	62	32	185	150	89	50	22	52	77	89	20	15	12	2,2
SNH 506	62	32	185	150	89	50	22	52	77	89	20	15	12	2,2
SNH 606	72	34	185	150	93	50	22	52	82	94	20	15	12	2,4
SNH 507	72	34	185	150	93	50	22	52	82	94	20	15	12	2,4
SNH 607	80	39	205	170	107	60	25	60	85	97	20	15	12	3,1
SNH 508	80	39	205	170	107	60	25	60	85	97	20	15	12	3,1
SNH 608	90	41	205	170	113	60	25	60	90	102	20	15	12	3,8

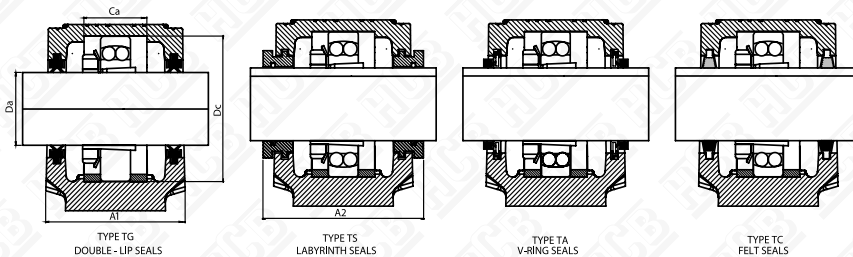


SNH 500-600



SHAFT Da	HOUSING	HOUSING WITHOUT SEALS	BEARING	LOCATING RING	END COVER	SEALS
40	SNH 509	SNH 509	1209 K	2 frb 5.5/85	ASNH 509	TSN 509 G
			2209 K	2 frb 3.5/85		TSN 509 A
			22209 K	2 frb 3.5/85		TSN 509 C
			-	-		TSN 509 S
	SNH 609	SNH 511-609	1309 K	2 frb 9.5/100	ASNH 609	TSN 609 G
			2309 K	2 frb 4/100		TSN 609 A
			21309 K	2 frb 9.5/100		TSN 609 C
			22309 K	2 frb 4/100		TSN 609 S
45	SNH 510	SNH 510	1210 K	2 frb 10.5/90	ASNH 510	TSN 510 G
			2210 K	2 frb 9/90		TSN 510 A
			22210 K	2 frb 9/90		TSN 510 C
			-	-		TSN 510 S
	SNH 610	SNH 512-610	1310 K	2 frb 10.5/110	ASNH 610	TSN 610 G
			2310 K	2 frb 4/110		TSN 610 A
			21310 K	2 frb 10.5/110		TSN 610 C
			22310 K	2 frb 4/110		TSN 610 S
50	SNH 511	SNH 511-609	1211 K	2 frb 11.5/100	ASNH 511	TSN 511 G
			2211 K	2 frb 9.5/100		TSN 511 A
			22211 K	2 frb 9.5/100		TSN 511 C
			-	-		TSN 511 S
	SNH 611	SNH 513-611	1311 K	2 frb 11/120	ASNH 611	TSN 611 G
			2311 K	2 frb 4/120		TSN 611 A
			21311 K	2 frb 11/120		TSN 611 C
			22311 K	2 frb 4/120		TSN 611 S
55	SNH 512	SNH 512-610	1212 K	2 frb 13/110	ASNH 512	TSN 512 G
			2212 K	2 frb 10/110		TSN 512 A
			22212 K	2 frb 10/110		TSN 512 C
			-	-		TSN 512 S
	SNH 612	SNH 515-612	1312 K	2 frb 12.5/130	ASNH 612	TSN 612 G
			2312 K	2 frb 5/130		TSN 612 A
			21312 K	2 frb 12.5/130		TSN 612 C
			22312 K	2 frb 5/130		TSN 612 S

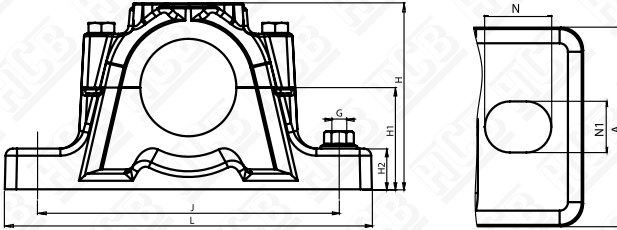
SNH 500-600



HOUSING	DIMENSIONS													
	Dc	Ca	L	J	H	H ₁	H ₂	A	A ₁	A ₂	N	N ₁	G	Kg
SNH 509	85	30	205	170	109	60	25	60	85	97	20	15	12	3,4
SNH 609	100	44	255	210	127	70	28	70	95	107	24	18	16	5,4
SNH 510	90	41	205	170	113	60	25	60	90	102	20	15	12	3,8
SNH 610	110	48	255	210	133	70	30	70	105	117	24	18	16	5,8
SNH 511	100	44	255	210	127	70	28	70	95	107	24	18	12	5,3
SNH 611	120	51	275	230	148	80	30	80	110	122	24	18	16	7,4
SNH 512	110	48	255	210	133	70	30	70	105	117	24	18	16	5,7
SNH 612	130	56	280	230	154	80	30	80	115	127	24	18	16	8,2

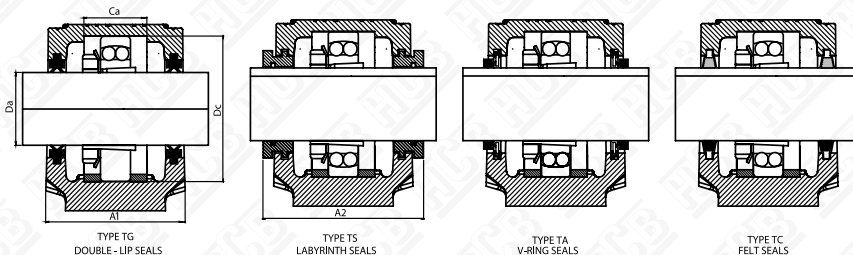


SNH 500-600



SHAFT Da	HOUSING	HOUSING WITHOUT SEALS	BEARING	LOCATING RING	END COVER	SEALS
60	SNH 513	SNH 513-611	1213 K	2 frb 14/120	ASNH 513	TSN 513 G
			2213 K	2 frb 10/120		TSN 513 A
			22213 K	2 frb 10/120		TSN 513 C
			-	-		TSN 513 S
	SNH 613	SNH 516-613	1313 K	2 frb 12.5/140	ASNH 613	TSN 613 G
			2313 K	2 frb 5/140		TSN 613 A
			21313 K	2 frb 12.5/140		TSN 613 C
			22313 K	2 frb 5/140		TSN 613 S
65	SNH 515	SNH 515-612	1215 K	2 frb 15.5/130	ASNH 515	TSN 515 G
			2215 K	2 frb 12.5/130		TSN 515 A
			22215 K	2 frb 12.5/130		TSN 515 C
			-	-		TSN 515 S
	SNH 615	SNH 518-615	1315 K	2 frb 14/160	ASNH 615	TSN 615 G
			2315 K	2 frb 5/160		TSN 615 A
			21315 K	2 frb 14/160		TSN 615 C
			22315 K	2 frb 5/160		TSN 615 S
70	SNH 516	SNH 516-613	1216 K	2 frb 16/140	ASNH 516	TSN 516 G
			2216 K	2 frb 12.5/140		TSN 516 A
			22216 K	2 frb 12.5/140		TSN 516 C
			-	-		TSN 516 S
	SNH 616	SNH 519-616	1316 K	2 frb 14.5/170	ASNH 616	TSN 616 G
			2316 K	2 frb 5/170		TSN 616 A
			21316 K	2 frb 14.5/170		TSN 616 C
			22316 K	2 frb 5/170		TSN 616 S
75	SNH 517	SNH 517	1217 K	2 frb 16.5/150	ASNH 517	TSN 517 G
			2217 K	2 frb 12.5/150		TSN 517 A
			22217 K	2 frb 12.5/150		TSN 517 C
			-	-		TSN 517 S
	SNH 617	SNH 520-617	1317 K	2 frb 14.5/180	ASNH 617	TSN 617 G
			2317 K	2 frb 5/180		TSN 617 A
			21317 K	2 frb 14.5/180		TSN 617 C
			22317 K	2 frb 5/180		TSN 617 S

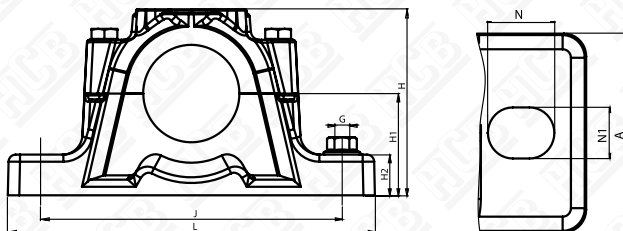
SNH 500-600



HOUSING	DIMENSIONS													
	Dc	C _a	L	J	H	H ₁	H ₂	A	A ₁	A ₂	N	N ₁	G	Kg
SNH 513	120	51	275	230	148	80	30	80	110	128	24	18	12	7,4
SNH 613	140	58	315	260	175	95	32	90	120	138	28	22	20	10,1
SNH 515	130	56	280	230	154	80	30	80	115	133	24	18	16	8,2
SNH 615	160	65	345	290	193	100	35	100	140	158	28	22	20	14,7
SNH 516	140	58	315	260	175	95	32	90	120	138	28	22	20	10,6
SNH 616	170	68	345	290	210	112	35	100	145	163	28	22	20	17
SNH 517	150	61	320	260	183	95	32	90	125	143	28	22	20	11,3
SNH 617	180	70	380	320	215	112	40	110	160	178	32	26	24	20,4

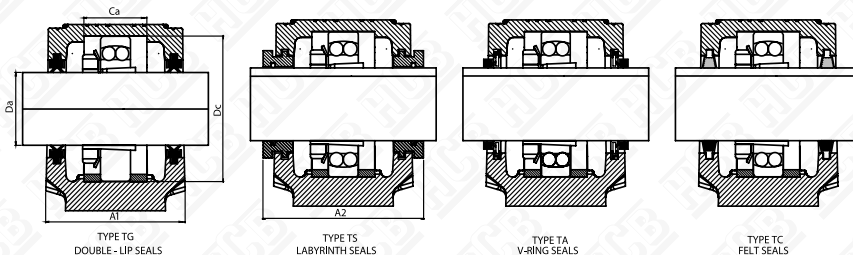


SNH 500-600



SHAFT Da	HOUSING	HOUSING WITHOUT SEALS	BEARING	LOCATING RING	END COVER	SEALS
80	SNH 518	SNH 518-615	1218 K	2 frb 17.5/160	ASNH 518	TSN 518 G
			2218 K	2 frb 12.5/160		TSN 518 A
			22218 K	2 frb 12.5/160		TSN 518 C
			-	-		TSN 518 S
	SNH 618	SNH 618	1318 K	2 frb 15.5/190	ASNH 618	TSN 618 G
			2318 K	2 frb 5/190		TSN 618 A
			21318 K	2 frb 15.5/190		TSN 618 C
			22318 K	2 frb 5/190		TSN 618 S
85	SNH 519	SNH 519-616	1219 K	2 frb 18/170	ASNH 519	TSN 519 G
			2219 K	2 frb 12.5/170		TSN 519 A
			22219 K	2 frb 12.5/170		TSN 519 C
			-	-		TSN 519 S
	SNH 619	SNH 522-619	1319 K	2 frb 17.5/200	ASNH 619	TSN 619 G
			2319 K	2 frb 6.5/200		TSN 619 A
			21319 K	2 frb 17.5/200		TSN 619 C
			22319 K	2 frb 6.5/200		TSN 619 S
90	SNH 520	SNH 520-617	1220 K	2 frb 18/180	ASNH 520	TSN 520 G
			2220 K	2 frb 12/180		TSN 520 A
			22220 K	2 frb 12/180		TSN 520 C
			23220 K	2 frb 4.85/180		TSN 520 S
	SNH 620	SNH 524-620	1320 K	2 frb 19.5/215	ASNH 620	TSN 620 G
			2320 K	2 frb 6.5/215		TSN 620 A
			21320 K	2 frb 19.5/215		TSN 620 C
			22320 K	2 frb 6.5/215		TSN 620 S

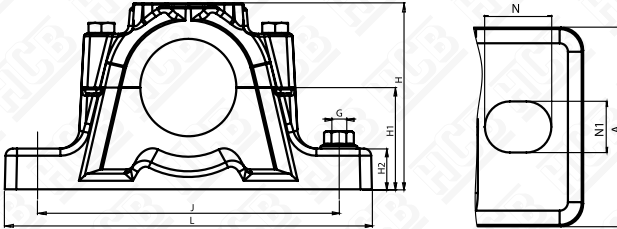
SNH 500-600



HOUSING	DIMENSIONS													
	Dc	Ca	L	J	H	H ₁	H ₂	A	A ₁	A ₂	N	N ₁	G	Kg
SNH 518	160	65	345	290	193	100	35	100	140	158	28	22	20	14,7
SNH 618	190	74	380	320	229	112	40	110	155	173	32	26	24	16,5
SNH 519	170	68	345	290	210	112	35	100	145	163	28	22	20	17
SNH 619	200	80	410	350	239	125	45	120	175	191	32	26	24	25,8
SNH 520	180	70	380	320	215	112	40	110	160	178	32	26	24	20,4
SNH 620	215	86	410	350	271	140	45	120	185	199	32	26	24	32,6

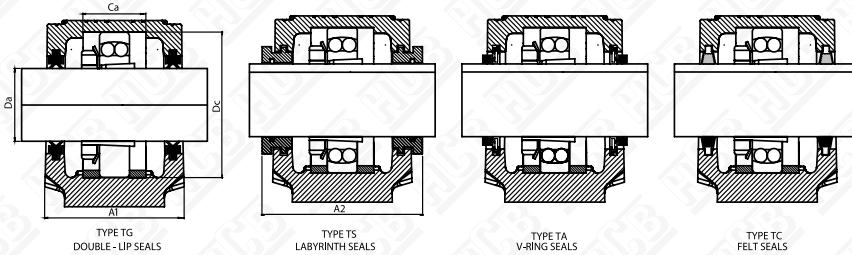


SNH 500-600



SHAFT Da	HOUSING	HOUSING WITHOUT SEALS	BEARING	LOCATING RING	END COVER	SEALS
100	SNH 522	SNH 522-619	1222 K	2 frb 21/200	ASNH 522	TSN 522 G
			2222 K	2 frb 13.5/200		TSN 522 A
			22222 K	2 frb 13.5/200		TSN 522 C
			23222 K	2 frb 5.1/200		TSN 522 S
110	SNH 524	SNH 524-620	1224 K	2 frb 22/215	ASNH 524	TSN 524 G
			22224 K	2 frb 14/215		TSN 524 A
			23224 K	2 frb 5/215		TSN 524 C
			-	-		TSN 524 S
115	SNH 526	SNH 526-226	22226 K	2 frb 13/230	ASNH 526	TSN 526 G
			23226 K	2 frb 5/230		TSN 526 A
			-	-		TSN 526 C
			-	-		TSN 526 S
125	SNH 528	SNH 528-228	22228 K	2 frb 15/250	ASNH 528	TSN 528 G
			23228 K	2 frb 5/250		TSN 528 A
			-	-		TSN 528 C
			-	-		TSN 528 S
135	SNH 530	SNH 530-230	22230 K	2 frb 16.5/270	ASNH 530	TSN 530 G
			23230 K	2 frb 5/270		TSN 530 A
			-	-		TSN 530 C
			-	-		TSN 530 S
140	SNH 532	SNH 532-232	22232 K	2 frb 17/290	ASNH 532	TSN 532 G
			23232 K	2 frb 5/290		TSN 532 A
			-	-		TSN 532 C
			-	-		TSN 532 S

SNH 500-600



HOUSING	DIMENSIONS													
	Dc	Ca	L	J	H	H ₁	H ₂	A	A ₁	A ₂	N	N ₁	G	Kg
SNH 522	200	80	410	350	239	125	45	120	175	191	32	26	24	25,8
SNH 524	215	86	410	350	271	140	45	120	185	199	32	26	24	32,6
SNH 526	230	90	445	380	290	150	50	130	190	208	35	28	24	40,2
SNH 528	250	98	500	420	302	150	50	150	205	233	42	35	30	50,8
SNH 530	270	106	530	450	323	160	60	160	220	241	42	35	30	59,7
SNH 532	290	114	550	470	344	170	60	160	235	254	42	35	30	69